

WATER PROOF SWITCHES



SW1 SERIES

SPECIFICATIONS

Contact Resistance (initial)

Max. 300mΩ

Measured by ohm meter - open voltage < 1VDC, driver current -100 mA

Insulation Resistance (at 250VDC/minute)

Min. 100MΩ

Dielectric Strength

1000VAC (50~ 60Hz)

Storage Temperature Range

-40°C to 85°C (with no icing)

Storage Humidity

At 40°C , Max. 85% R.H

Operating Temperature Range

-40°C to 125°C (with no icing)

Vibration

10~55Hz, displacement 0.75mm (p-p)

Electrical Service Life

Min. 10,000 operations

Electrical Operating Frequency

10~30 operations per minute

Mechanical Service Life

SW1-P1/-06 series(S/L/D force) Min. 10,000,000 operations

SW1-10 series(S force) Min. 1,000,000 operations

All series for H force No define the life.

Mechanical Operating Frequency

120 operations per minute

RATING

0.1A 125/250VAC

6A 125/250VAC , 5A 30VDC

10A 125/250 VAC , 5A 30VDC

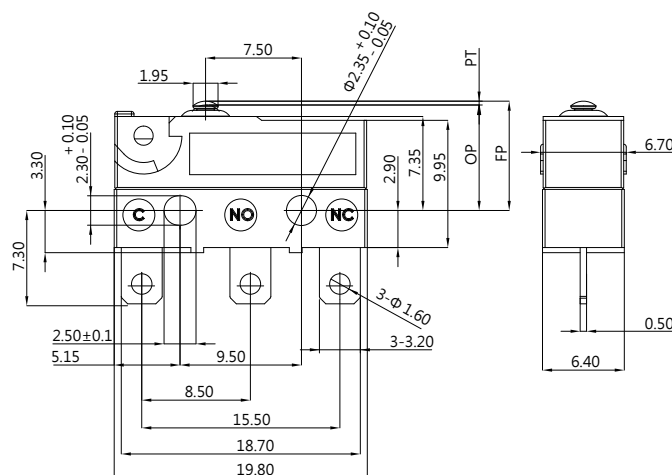
12A 125/250 VAC , 5A 30VDC

APPLICATIONS

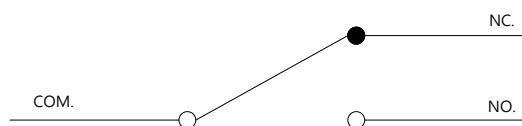
Telephone, Air conditioner, Computer, Humidifier, Alarm, Time recorder, Mixer & Chopper, Solder gun, Neon phone, Fax machine, Joystick, Water pump, Gas detector, Pencil sharpener, Money sorter, Food processor, Electric knife, Toy car, Juice maker, Electric steak pan.

DIMENSIONS

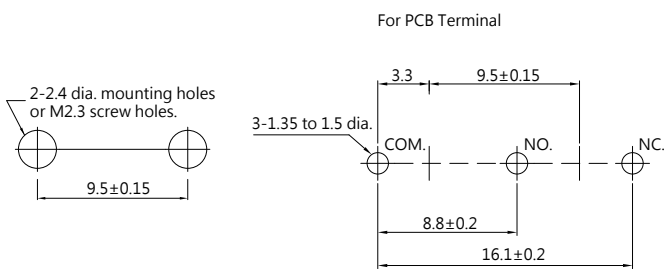
Unless otherwise specified, a tolerance of ±0.4mm applies to all dimensions.



CONTACT CONFIGURATION



MOUNTING HOLES

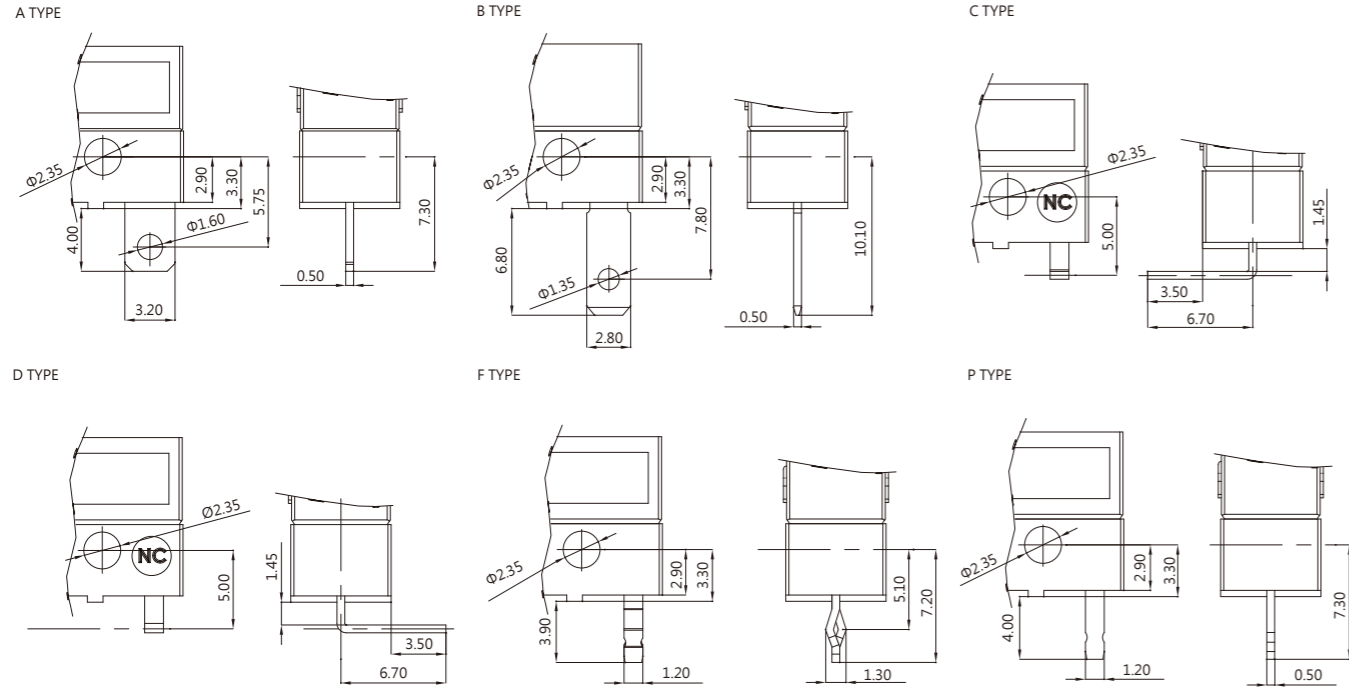


THE SELECTION OF RATING & FORCE

MODEL	Rating	L	S	H
SW1	0.1A	*	*	*
	6 A	*	*	*
	10A		*	*
	12A			*

NOTE : The Symbol " * " to represent the result is accepted

TERMINAL TYPES (The thickness of terminal is 0.5)



OPERATING CHARACTERISTICS

SWITCH TYPE	PART SUFFIX	OF Max. (gf)	OP (mm)	PT Max. (mm)	OT Min. (mm)	MD Max. (mm)	FP Max. (mm)	RF Min. (gf)	
SW1- □□□□ -00 □□ -Z	H	300	8.4±0.3	1.2	0.6	0.2	9.9	H	70
	S	203						S	50
	L	150						L	30
SW1- □□□□ -01 □□ -Z	H	121	8.8±1.1	4.3	0.9	0.6	12.0	H	22
	S	82						S	16
	L	73						L	14
SW1- □□□□ -02 □□ -Z	H		8.8±1.2	4.8	1.0	0.7	12.4	H	
	S	66						S	13
	L	55						L	11
SW1- □□□□ -03 □□ -Z	H	72	8.8±1.6	6.3	1.6	0.9	13.5	H	17
	S	54						S	11
	L	29						L	6

ORDERING INFORMATION

